

MANDATORY ORDER FORM

Deliver / Mail / Drop-off to a location that is closest to your jurisdiction:

2200 Pennsylvania Ave NW 4th Floor E. Washington, DC 20037 Toll Free 1-877-400-0235 Fax 1-866-835-4372	45 West 34th St. Suite 903 New York, NY 10001 Toll Free 1-877-203-2551	323 Geary Street, # 815 San Francisco, CA 94102 Toll Free 1-877-917-7705
--	--	--

Fully complete this form and submit with your application. Processing will be held if items are missing or incomplete.

Section 1: CONTACT INFORMATION

NAME TELEPHONE

E-MAIL E-mail address will be used to provide vital passport tracking information as well as periodic travel updates & payment invoice

Section 2: TYPE OF VISA TO BE PROCESSED (complete multiple lines if applying for more than one visa)

VISA 1	<input type="text"/> <small>HINT: LIST ABOVE THE COUNTRY FOR APPLICATION, CATEGORY (tourist, business, work, etc) & TYPE (single, double, or multiple) OF VISA</small>	COST \$	<input type="text"/>	TOTAL VISA COST \$ <input type="text"/> BOX A <small>SUM UP ABOVE BOXES</small>
VISA 2	<input type="text"/> <small>HINT: LIST ABOVE THE COUNTRY FOR APPLICATION, CATEGORY (tourist, business, work, etc) & TYPE (single, double, or multiple) OF VISA</small>	COST \$	<input type="text"/>	
VISA 3	<input type="text"/> <small>HINT: LIST ABOVE THE COUNTRY FOR APPLICATION, CATEGORY (tourist, business, work, etc) & TYPE (single, double, or multiple) OF VISA</small>	COST \$	<input type="text"/>	
VISA 4	<input type="text"/> <small>HINT: LIST ABOVE THE COUNTRY FOR APPLICATION, CATEGORY (tourist, business, work, etc) & TYPE (single, double, or multiple) OF VISA</small>	COST \$	<input type="text"/>	

Section 3: OPTIONS FOR RETURNING YOUR PASSPORT TO YOU - PLEASE MAKE ONE SELECTION

Pick-up at the office - \$0
 FedEx Overnight US - \$30 Add \$20 for Sat delivery. Some rural locations cost more
 FedEx Overnight CAN - \$50
 TOTAL RETURN COST \$ **BOX B**

Pre-paid - \$0 Return Address: (IF PAYING FOR RETURN)
 International - \$110+ Some rural locations cost more

Name

Address

City Post Code

Third Party Pickup: Provide Name

Absolute latest date by which you must have your document returned to you

Section 4: PAYMENT FOR YOUR VISA APPLICATIONS - PLEASE SELECT YOUR PREFERRED METHOD

Visa MasterCard AMEX
 In-office Cash Wire Transfer PayPal

PAYMENT NOTES: Wire transfers are available from abroad. Such may be carried out through Money Gram, Western Union or SWIFT Bank Transfer in CANADIAN FUNDS. Add a service fee of \$20 for Wire Transfer Service.

Card Number Expiry CVC

Card Billing Address

City Post Code

SUBTOTAL (ADD BOX A&B) \$

TOTAL SERVICE CHARGE TO BE APPLIED TO MY CREDIT CARD OR OTHER PAYMENT METHOD \$

By using the services of Visa Center, I authorize to handle my personal information and my passport/other documents and particulars / to a foreign diplomatic mission in Canada & US for the purpose of acquiring a visa or other consular document. By signing this document, I accept in whole the following terms, conditions and limitations: Visa Center can not and does not guarantee a visa will be issued by a diplomatic office, as this is the sole prerogative of the foreign government. Visa Centre does not bear liability for the safety or security of your passport/document once the passport has entered the diplomatic grounds or passed into the control of a courier for return delivery. Visa Center is not liable for any stolen or lost passport, and has no liability for late delivery of passports and visas, and Visa Center does not bear any financial, legal or other obligations whatsoever for client ticket or other purchases, down payments, bookings or any kind of travel or other arrangements that were done prior to the issuance of visa or what may be affected by processing times or denial of visa. Visa Center does not bear any financial (or otherwise) responsibility from issues arising from errors and improper issuance of visas by the consulates; for losses resulting from, and does not compensate for travel expenses arising from any of the above. Visa Center will charge \$50.00 per passport for cancelled visa applications after the documents have been received for processing. I understand and fully accept the above mentioned. **BY SIGNING BELOW YOU AGREE ABOVE CONDITIONS & CHARGES PROCESSED TO YOUR CARD IF PAYMENT IS BY CREDIT CARD. UNSIGNED FORMS WILL NOT BE PROCESSED.**

Signature Current Date

SMS (Text) Notifications Application Form

Last Name	
First Name	
Cell Phone Number	
Name of the provider (Bell, Rogers, etc.)	

We shall be using the data provided by you in your SMS application form solely and exclusively to send your application status by SMS to your registered mobile number, and to send you these details also by e-mail at the indicated e-mail address. We may also provide your information to any government or government agency in connection with the processing of your application. **BY SIGNING THIS FORM YOU ARE NOTIFYING US THAT YOU CONSENT TO RECEIVING THIS INFORMATION BY SMS AND E-MAIL.** Please note that if you give your consent, you have the right at any time to withdraw this consent by notifying us at **VisaCenter by email info@visacenter.ca**.

Disclaimer and Terms and Conditions

1. The Short Messaging Service ("SMS") provided to Visa Applicants is to update on current status to the applicant with regards to Visa Application Process. The information provided by SMS is based among others on the information provided by the Embassy/Consulate. While VisaCenter ensures that information is made available to the visa applicant promptly and accurately, the Visa Applicant shall at all times be responsible for providing and maintaining an SMS text compatible mobile phone number where VisaCenter can send text messages regarding the status of the Visa Application to the Visa Applicant. The Visa Applicant is responsible for ensuring connection to a mobile network capable of receiving the SMS Services. The Visa Applicant understands that if The Visa Applicant 's mobile phone is switched off, disconnected for any reasons or is out of coverage for a period of 24 hours or more, The Visa Applicant's mobile network provider may delete any SMS messages to be received by The Visa Applicant.
2. The Visa Applicant confirms that the Visa Applicant has provided the accurate mobile number for receiving SMS and that the Visa Applicant is the owner or its legitimate user, or that the Visa Applicant has the consent of the owner or legitimate user, of the mobile phone using for the Services. The Visa Applicant acknowledges that using another person's mobile phone/providing inaccurate mobile phone number/unauthorized use of mobile phone number for receiving the SMS may entail disclosure of Visa Applicant 's confidential information which disclosure shall be at the sole risk of the Visa Applicant
3. The Services, once obtained, will be available to the Visa Applicant from the time of application till complete processing of the application or such other period as VisaCenter may advise via our website located at www.VisaCenter.ca . VisaCenter reserves the right to withdraw this service at any time and without notice.
4. The Visa Applicant must not use (or permit any third party to use) the SMS Service to send any message or communication which is Spam, illegal, offensive, abusive, indecent, obscene or menacing or causes annoyance, inconvenience or needless anxiety or infringes the rights of third parties. VisaCenter reserves the right to withdraw the SMS service to such Visa Applicant if The Visa Applicant is in breach of this paragraph 4. VisaCenter may also withdraw the Services if VisaCenter in its sole discretion apprehends that the SMS service is being used for such purposes.
5. For operational reasons VisaCenter may vary the technical specification of the Services with or without notice. In the event of any change to the Service these Terms and Conditions is to be treated as varied accordingly.
6. The time to deliver the SMS is dependent on several factors such as upon the traffic on the mobile network and whether The Visa Applicant mobile phone is within reach and switched on and cannot therefore be guaranteed by VisaCenter. VisaCenter is not a mobile network operator and does not guarantee the delivery of SMS text messages.
7. The Visa Applicant acknowledges that the SMS Services may, at any time, be adversely affected by problems with The Visa Applicant mobile phone network, type of mobile account, force majeure events including, without limitation, interference to the network coverage. VisaCenter is not responsible or liable to The Visa Applicant for any loss, damage or expenses incurred directly or indirectly by The Visa Applicant as a result of any difficulties experienced by the Visa Applicant's mobile phone service provider. Subject to the constraints described within this paragraph 7, VisaCenter shall carry out the services with reasonable care and skill.
8. If The Visa Applicant does not receive SMS relating to these Services, the Visa Applicant should inform VisaCenter through email.
9. The SMS service delivers the Visa Application Status based on the information received by VisaCenter from Embassy/Consulate.
10. The Visa Applicant agrees to comply with all instructions we may give concerning the Services, including any security instructions. We will be entitled to treat any failure by Visa Applicant themselves to comply with these instructions as a breach of these Terms and Conditions, which will entitle us to deny Visa Applicant access to the Services.
11. The Visa Applicant is responsible for paying charges for the message origination. Charges once paid for SMS service will not be refunded under any circumstances.
12. The Visa Applicant shall at its sole risk be responsible for taking all reasonable steps to prevent unauthorized persons gaining access to the Services.
13. While VisaCenter takes every precaution transmission of information to transmit information. VisaCenter shall not be responsible or liable for any unforeseen events and circumstances beyond the reasonable control of VisaCenter.
14. VisaCenter may in its sole discretion temporarily suspend the provision of the Services if such provision could materially affect the quality of any telecommunications service, including the Services, provided by VisaCenter.
15. VisaCenter specifically excludes all liability of any kind (including negligence) in respect of any third party information or other material made available on, or which can be accessed using SMS text services.

I have read and understood the Disclaimer and the terms and conditions contained therein and agree to abide by the same.

Signature of the Visa

Applicant: _____

Date: _____ **Place:** _____

REGISTRATION WITH US EMBASSIES

The world unfortunately is not a safe place. When you travel abroad and surrounded by foreign environment many situations, in some cases hostile may arise, like terrorist attacks, banditry or even war. Plus there are natural disasters and catastrophes.

Visacenter.us can help you to make your contact information in the country where you are traveling available to US Embassy/Consular officials responsible for helping Americans abroad.

What is the registration?

Upon your request the Department of State in Washington DC will be provided with your major contact information in the country of your travel. In the event there is a need to contact Americans to offer urgent advice or evacuation during a natural disaster or civil unrest, US Embassy/Consulate contacts all registered US citizens in that country. U.S. consular officers assist Americans who encounter serious legal, medical, or financial difficulties.

OFFICIAL REGISTRATION IS RECOMMENDED for **ALL Americans** traveling abroad for business or pleasure, or residing abroad, irrespectively of the length of travel.

It is best to register **BEFORE the start of the trip.**

What should I do to register?

To register, you are required to fill-out short US Embassy Registration Request Form with your basic contact and travel information.

What is the cost?

The cost of **peace of mind** is just USD10.00 per person.

Yes, I want to register and agree that Visacenter.us submits on my behalf my data exactly as provided by myself on the form for US Embassy Registration service by The Bureau of Consular Affairs of the US Department of State and agree that for this act the charge of CAD 10.00 be added to the total payment for my visa services order.

Signature: _____ **Date:** _____

Next step:

→ **Please, fill-out the following US Embassy Registration Request Form**

US EMBASSY REGISTRATION REQUEST FORM

BASIC INFORMATION

FIRST NAME
LAST NAME
DATE OF BIRTH GENDER M / F
MONTH DAY YEAR
CITIZENSHIP

PASSPORT

PASSPORT NUMBER
PASSPORT DATE OF ISSUE
MONTH DAY YEAR
PASSPORT DATE OF EXPIRATION
MONTH DAY YEAR

HOME RESIDENCE

ADDRESS 1
ADDRESS 2
CITY STATE
ZIP CODE CONTACT EMAIL ADDRESS

DESTINATION INFORMATION

COUNTRY
PURPOSE OF VISIT
DESTINATION DATE OF ARRIVAL
MONTH DAY YEAR
DESTINATION DATE OF DEPARTURE
MONTH DAY YEAR
TYPE of RESIDENCE HOTEL HOME SCHOOL OTHER
ADDRESS at DESTINATION
 CITY
PHONE NUMBER AT DESTINATION

Note: If you have more than one destination please, provide details on a separate sheet of paper.

DATE:
MONTH DAY YEAR

SIGNATURE:

New Zealand Visa Pricing (includes Embassy and handling fee)

Visa Type / Processing Time	3 days
Multiple Entry E-Visa valid for 730 days with max 90 days stay	\$ 171.98


*Above prices include Consular / Embassy fee, Visa Center fee. No other processing fees will be added.

INCLUDE THE FOLLOWING DOCUMENTS:

New Zealand Visa Requirements

Visitor's Visa/Permit Application

for a temporary stay in New Zealand



Use the guide to help you complete the application form

Please read the Visitor's Visa/Permit Guide (INZ 1018) before you complete this application form. The guide will help you decide which visa or permit you should apply for and contains helpful information about how to complete the application form. The guide also gives detailed information about the evidence and documents you need to send.

When you have completed the form, please use the checklist at the end to make sure you have sent all the documents and information we need.

We will process your application only when we receive all the information and documents we need. If you do not send all the required information, we will return your application.

You can use this form to apply for a visa/permit for a single applicant or for a family. A family may include a principal applicant, partner, and dependent children under 20.

Immigration Advisers Licensing Act 2007

Under the Immigration Advisers Licensing Act 2007, anyone giving immigration advice will have to be licensed (unless they are exempt). From 4 May 2009, all immigration advisers working in New Zealand must be licensed. From 4 May 2010, all immigration advisers, whether working onshore or offshore, must be licensed. It is an offence to provide immigration advice without holding a licence from these dates. If your immigration adviser is not licensed when they should be, Immigration New Zealand will return your application.

For more information and to view the Register of licensed advisers, go to the Immigration Advisers Authority website www.iaa.govt.nz, email info@iaa.govt.nz, or write to them at PO Box 6222, Wellesley Street, Auckland 1141, New Zealand.

When filling in this form, please print clearly in English using CAPITAL LETTERS.

Section A Principal applicant's personal details

All principal applicants must complete this section.

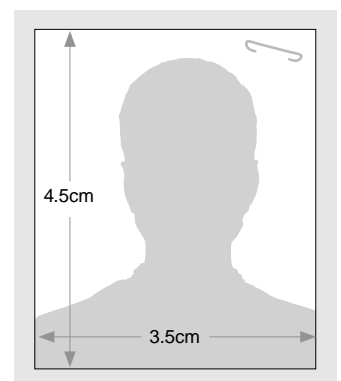
Attach one passport-size photograph of yourself here. The photograph must be less than six months old. Write your full name on the back of the photograph.

A1 Name as shown in passport

Family/last name

Given/first name(s)

A2 Preferred title Mr Mrs Ms Miss Dr other (please specify)



A3 Other names you are known by or have ever been known by

i For more information about this question, see 'Completing Sections A, C, and D: Personal details' in the Visitor's Visa/Permit Guide.

A4 Your name in ethnic script

i For more information about this question, see 'Completing Sections A, C, and D: Personal details' in the Visitor's Visa/Permit Guide.

A5 Gender Male Female

A6 Date of birth

____|____|____|____|____|____|____|____|____|____|

A7 Town/city of birth

Country of birth

A8 Passport details

Number

Country

Expiry date

____|____|____|____|____|____|____|____|____|____|

i For more information about this question, see 'Completing Sections A, C, and D: Personal details' in the Visitor's Visa/Permit Guide .

A9 Country of citizenship

A10 Other citizenships you hold

A11 Partnership status

Married/in civil union

Never married/never in civil union

Partner

Separated

Engaged

Widowed

Divorced

i For more information about this question, see 'Completing Sections A, C, and D: Personal details' in the Visitor's Visa/Permit Guide.

A12 Are you applying for a visa/permit on the basis of a partnership? Yes No

Section B Contact details

All principal applicants must complete this section.

B1 Your residential address and telephone number in your home country

Address

Telephone (daytime)

____|____|____|____|____|____|____|____|____|____|

Telephone (evening)

____|____|____|____|____|____|____|____|____|____|

Fax

____|____|____|____|____|____|____|____|____|____|

Email

B2 Your New Zealand residential address and telephone number (if you are already in New Zealand)

Address

Telephone (daytime)

____|____|____|____|____|____|____|____|____|____|

Telephone (evening)

____|____|____|____|____|____|____|____|____|____|

Fax

____|____|____|____|____|____|____|____|____|____|

Email

B3 Name and address for communication about this application

Same as address at **B1**, or Same as address at **B2**, or Other

Family/last name

Given/first name(s)

Company name (if applicable) and address

Telephone (daytime) Telephone (evening)

Fax Email

B4 Do you authorise the person stated at **B3** to act on your behalf? Yes No

B5 Have you received immigration advice on this application?

Yes Please make sure that your immigration adviser completes Section N: Immigration adviser's details. Go to **B6**

No Go to **B7**.

B6 Immigration adviser reference code for online enquiries (if known). This is not the adviser's licence number.

B7 Would you like us to email you instructions for registering to check online how your application is progressing?

Yes No

B8 Names and addresses of any friends, relatives, or contacts you have in New Zealand (if applicable)

Name

Address

Relationship

Name

Address

Relationship

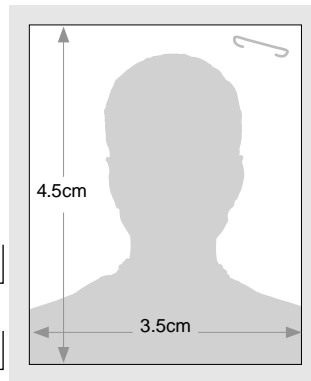
B9 List all periods of employment, including self-employment

Date from (DD/MM/YY)	Date to (DD/MM/YY)	Name of employer	Location	Type of work/occupation/job title
/ /	/ /			
/ /	/ /			
/ /	/ /			
/ /	/ /			
/ /	/ /			
/ /	/ /			
/ /	/ /			
/ /	/ /			
/ /	/ /			
/ /	/ /			
/ /	/ /			

Section C Partner's personal details

All principal applicants who have ticked 'Married/in civil union', 'Partner' or 'Engaged' at **A11** must complete this section with their partner's personal details, whether or not the partner is included in this application. Attach a photograph of your partner only if they are included in this application.

If applicable, attach one passport-size photograph of your partner here. The photograph must be less than six months old. Write your partner's full name on the back of the photograph.



C1 Partner's name as shown in passport

Family/last name

Given/first name(s)

C2 Partner's preferred title Mr Mrs Ms Miss Dr other (please specify)

C3 Other names your partner is known by or has ever been known by

i For more information about this question, see 'Completing Sections A, C, and D: Personal details' in the Visitor's Visa/Permit Guide.

C4 Partner's name in ethnic script

i For more information about this question, see 'Completing Sections A, C, and D: Personal details' in the Visitor's Visa/Permit Guide

C5 Partner's gender Male Female **C6** Partner's date of birth

C7 Partner's town/city of birth

Partner's country of birth

C8 Partner's passport details

Number

Country Expiry date

i For more information about this question, see 'Completing Sections A, C, and D: Personal details' in the Visitor's Visa/Permit Guide .

C9 Partner's country of citizenship

C10 Other citizenships your partner holds

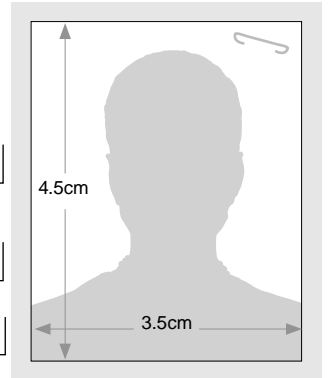
C11 Is your partner included in this application? Yes No

Section D Dependent children's personal details

You must complete this section with the details of each dependent child included in this application.

Dependent child one

Attach one recent passport-size photograph of the child here. The photograph must be less than six months old. Write the child's full name on the back of the photograph.



D1 Child's name as shown in passport

Family/last name

Given/first name(s)

D2 Child's gender Male Female

D3 Child's date of birth

D4 Child's country of birth

D5 Child's passport details

Number

Country

Expiry date

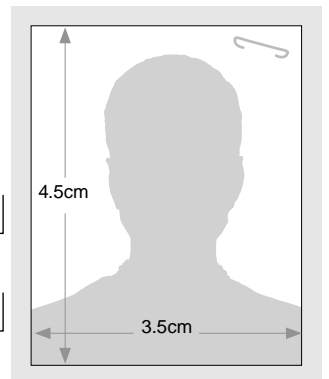
i For more information about this question, see 'Completing Sections A, C, and D: Personal details' in the Visitor's Visa/Permit Guide .

D6 Child's country of citizenship

D7 Other citizenships child holds

Dependent child two

Attach one recent passport-size photograph of the child here. The photograph must be less than six months old. Write the child's full name on the back of the photograph.



D8 Child's name as shown in passport

Family/last name

Given/first name(s)

D9 Child's gender Male Female

D10 Child's date of birth

D11 Child's country of birth

D12 Child's passport details

Number

Country

Expiry date

D13 Child's country of citizenship

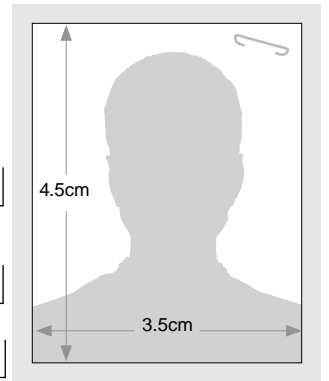
D14 Other citizenships child holds

Dependent child three

Attach one recent passport-size photograph of the child here. The photograph must be less than six months old. Write the child's full name on the back of the photograph.

D15 Child's name as shown in passport
Family/last name

Given/first name(s)



D16 Child's gender Male Female **D17** Child's date of birth

D18 Child's country of birth

D19 Child's passport details
Number

Country Expiry date

D20 Child's country of citizenship

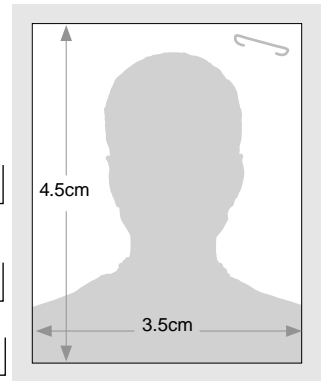
D21 Other citizenships child holds

Dependent child four

Attach one recent passport-size photograph of the child here. The photograph must be less than six months old. Write the child's full name on the back of the photograph.

D22 Child's name as shown in passport
Family/last name

Given/first name(s)



D23 Child's gender Male Female **D24** Child's date of birth

D25 Child's country of birth

D26 Child's passport details
Number

Country Expiry date

D27 Child's country of citizenship

D28 Other citizenships child holds

Continue on a separate sheet of paper if necessary.

Section E Health

All principal applicants must complete this section.

i For more information about this question, see 'Completing Section E: Health' in the Visitor's Visa/Permit Guide.

E1 Do you or any person included in this application have pulmonary tuberculosis (TB)? Yes No

If you have answered Yes, please provide details.

E2 Do you or any person included in this application have any medical condition that requires, or may require, one of the following during your stay in New Zealand?

Yes No

Yes No

Yes No

Residential care is long-term care provided in live-in facilities for the aged or for people with physical, sensory, intellectual, or psychiatric disabilities.

E3 If you have answered Yes to any of the questions in **E2**, please provide details

E4 Are you or any person included in this application pregnant? Yes No

If you have answered Yes, please provide details (who is pregnant and when are they due to give birth).

Medical certificates you must provide

E5 Do you intend to visit New Zealand for less than six months? If you are in New Zealand, this includes time you have already spent here.

Yes. You do not need to provide any medical certificates. Go to **E10** No. Go to **E6**

E6 Have you or any person included in this application submitted medical certificates that were completed and dated by a medical practitioner within the last 24 months with another Immigration New Zealand application?

Yes. Provide details No. Go to **E7**

Full name	Type of application	Date application was lodged (DD/MM/YY)
1.		/ /
2.		/ /
3.		/ /
4.		/ /
5.		/ /
6.		/ /

If everyone included in the application has submitted medical certificates in the last 24 months you do not need to provide further medical certificates now. We will tell you if we need any further medical information. Go to **E10**

If not everyone included in the application has submitted medical certificates that were completed and dated by a medical practitioner within the last 24 months, they may have to provide certificates now. Go to **E7**

E7 How long do you intend to stay in New Zealand? If you are in New Zealand, this includes time you have already spent here.

- More than six months but not more than 12 months. Go to **E8**
- More than 12 months. You must provide a Medical and Chest X-ray Certificate (NZIS 1007). Go to **E10**

E8 See the list 'Countries, areas, and territories with a low incidence of tuberculosis' in 'Completing Section E: Health' of the Visitor's Visa/Permit Guide . Please tick one of the options below.

- Everyone included in this application is from a place that is on the list. Go to **E9**
- One or more people included in this application are from a place that is not on the list. Provide details below.

You must provide a completed Temporary Entry X-Ray Certificate (NZIS 1096) for each of these people with your application. If everyone included in your application is included above, go to **E10**. If not everyone is included, go to **E9** and complete it for the people not included above.

E9 Please tick one of the options below.

- No one included in this application has spent three months or more in the past five years in a place that is not on the list. You do not have to provide any medical certificates at this stage. Go to **E10**
- One or more people included in this application has spent three months or more in the past five years in a place that is not on the list. Provide details

You must provide a completed Temporary Entry X-Ray Certificate (NZIS 1096) for each of these people with your application. Go to **E10**

E10 Please tick below to show the evidence you are providing.

- I do not have to provide any medical certificates at this stage.
- I attach a Temporary Entry X-ray Certificate (NZIS 1096) for:
- | | | |
|--|--|---|
| <input type="checkbox"/> Principal applicant | <input type="checkbox"/> Partner | <input type="checkbox"/> Dependent child one |
| <input type="checkbox"/> Dependent child two | <input type="checkbox"/> Dependent child three | <input type="checkbox"/> Dependent child four |
- I attach Medical and Chest X-ray Certificates (NZIS 1007) for:
- | | | |
|--|--|---|
| <input type="checkbox"/> Principal applicant | <input type="checkbox"/> Partner | <input type="checkbox"/> Dependent child one |
| <input type="checkbox"/> Dependent child two | <input type="checkbox"/> Dependent child three | <input type="checkbox"/> Dependent child four |

Note that children under the age of 11 years and pregnant women are not required to have an X-ray, unless a special report is needed.

Section F Visa or permit type

All principal applicants must complete this section.

F1 Please tick one of the boxes below to show the type of visa(s) and/or permit(s) you are applying for, and provide the details required.

i For more information, see 'Completing Section F: Visa or permit type' in the Visitor's Visa/Permit Guide.

Applying for a visitor's visa. Provide details. Go to **F2**

Date you will arrive in New Zealand

Date you will finally depart New Zealand

Do you want a single journey visitor's visa or a multiple journey visitor's visa?

Single Multiple Provide the reasons you need a multiple entry visa

Applying for a visitor's permit. Provide details. Go to **F2**

Date you arrived in New Zealand

Date you want your visitor's permit to be valid to

Date you will finally depart New Zealand

Applying for a visitor's permit and a multiple journey visitor's visa. Complete all of the details above under both 'Applying for a visitor's visa' and 'Applying for a visitor's permit'. Go to **F2**

Applying for a limited purpose visa. Provide details. Go to **F3**

Date you will enter New Zealand

Date you will finally depart New Zealand

Applying for a further limited purpose permit. Provide details. Go to **F3**

Date you arrived in New Zealand on a limited purpose visa

Date you will finally depart New Zealand

F2 Only answer this question if you are applying for a visitor's visa and/or a visitor's permit.

What is the purpose of your visit to New Zealand?

Go to Section G: Character

F3 Only answer this question if you are applying for a limited purpose visa or a further limited purpose permit.

What is your 'express purpose' for visiting New Zealand? If you are applying for a further limited purpose permit, also list the reasons why you require a further limited purpose permit.

Date your 'express purpose' starts/started

Date your 'express purpose' will be completed

Section G Character

All applicants must complete this section. Note: if your application is declined for character reasons, Immigration New Zealand may place a notation in your passport indicating that you applied for a visa for New Zealand.

i For more information about the questions in this section, see 'Completing Section G: Character' in the Visitor's Visa/Permit Guide .

G1 Have you or any other person included in this application been:

r FRQYLFWHG Yes No

r FKDUJHG Yes No

r XQGHU LQYHVW Yes No

for any offence(s) against the law in any country?

G2 Have you or any other person included in this application been:

r GHSRUWHG Yes No

r H[FOXGHG UHIXVHG Yes No

r UHIXVHG D YLVD Yes No

r UHPRYHG Yes No

from any country?

If you have answered Yes to any of the questions in **G1** and **G2**, please provide details below. Continue on a separate piece of paper if necessary.

Section H Additional details

Complete this section for everyone included in the application aged 17 years or over.

H1 Do you or any other person included in this application have a national identity number, or other unique identifier that was issued to you by any government?

Yes. Provide details No

Name of applicant	National identity number/Unique identifier
1.	
2.	
3.	
4.	
5.	
6.	

H2 Have you or any other person included in this application completed military service in any country?

Yes. Please provide information about your/their military service including the dates of your/their military service, your/their position and rank, the unit or units that you/they served in, and your/their role within each unit.

No

Date from (DD/MM/YY)	Date to (DD/MM/YY)	Rank	Unit name or number	Role
/ /	/ /			
/ /	/ /			
/ /	/ /			
/ /	/ /			
/ /	/ /			
/ /	/ /			
/ /	/ /			

Please list any military identity numbers you/they were given.

H3 Are you or any other person included in this application presently subject to military service obligations in any country?

Yes No

If you have answered No, and you/they are a citizen of a country in which compulsory military service exists, please give details.

H4 Have you or any other person included in this application been associated with any intelligence agency or group, or law enforcement agency?

Yes No

If you have answered Yes, please describe how you/they were involved.

H5 Have you or any other person included in this application been associated with any group or organisation that has used or promoted violence to further their aims?

Yes No

If you have answered Yes, please describe how you/they were involved.

H6 Have you or any other person included in this application ever committed or been involved in war crimes, crimes against humanity, and/or human rights abuses?

Yes No

If you have answered Yes, please describe how you/they were involved.

Section I Financial support while you are in New Zealand

i For more information about the questions in this section, see 'Completing Section I: Financial support while you are in New Zealand' in the Visitor's Visa/Permit Guide.

Principal applicants applying under the parent and grandparent multiple entry visitor's visa policy must complete 11
All other applicants must complete 12 and 13.

11 I have attached a Sponsorship Form for Visiting New Zealand (INZ 1025) guaranteeing my sponsor will cover the cost of accommodation, maintenance, repatriation and health care.

I have attached evidence of my family relationship to my sponsor. Go to 'Section M: Declaration by applicant'.

12 Please tick one of the options below to show what evidence you are providing of financial support in New Zealand.

I have attached copies (not originals) of evidence that I have NZ\$1000 per month for each person included in this application.

I have attached copies (not originals) of evidence that I have NZ\$400 per month for each person included in this application for maintenance, and evidence that our accommodation costs are already paid.

I have attached copies (not originals) of evidence that I have NZ\$400 per month for each person included in this application for maintenance, and a completed Sponsorship Form for Visiting New Zealand (INZ 1025) guaranteeing accommodation.

I have attached a completed Sponsorship Form for Visiting New Zealand (INZ 1025) guaranteeing accommodation and maintenance.

13 Please tick one of the options below to show how you will travel out of New Zealand.

I have attached copies (not originals) of valid tickets to a country which I have the right to enter.

I have attached evidence of sufficient funds in New Zealand to purchase a ticket to a country which I have the right of entry.

I have attached a completed Sponsorship Form for Visiting New Zealand (INZ 1025) guaranteeing my repatriation from New Zealand.

Note that any non-refundable travel arrangements are made at your own risk.

Section J Partners of New Zealand citizens/residence, work or student permit holders

i For more information about the questions in this section, see 'Completing Section J: Partners of New Zealand citizens/residence, work or student permit holders' in the Visitor's Visa/Permit Guide.

Complete this section if your partner is a New Zealand citizen, residence permit holder, student permit holder, or work permit holder, and you are applying for a visa/permit on the basis of that partnership. Otherwise, go to 'Section L: Guardians of students'.

J1 Are you and your partner living in a genuine and stable partnership?

Yes No. If you have answered No, please explain why.

J2 How long have you and your partner been together in this partnership?

J3 Will your partner be in New Zealand for the same period of time that you are here?

Yes No. If you have answered No, please explain why.

J4 Do you meet the minimum requirements for the recognition of a partnership?

Yes No

J5 If your partner is a New Zealand citizen or resident, do you intend to apply for residence under Immigration New Zealand's Partnership Policy?

Yes Go to **J6** No Go to **J7** Not applicable Go to **J7**

J6 Will your partner be eligible to sponsor your application for residence?

Yes No. If you have answered No, please explain why.

Documents about your partner you must provide

J7 Please tick the boxes to confirm that you have attached the evidence we require.

I have attached a completed Form for Partners Supporting Partnership-Based Temporary Entry Applications (INZ 1146).

I have attached evidence of my partner's immigration status.

I have attached evidence that I am living together with my partner in a genuine and stable partnership.

Section K Application for a visa/permit for the purpose of a culturally arranged marriage

Complete this section if you are applying for a visa/permit for the purpose of a culturally arranged marriage. Otherwise, go to 'Section L: Guardians of students'.

K1 Are you coming to New Zealand to enter a marriage in accordance with an identified cultural tradition?

Yes No

K2 Has another person (not you or the person you are marrying) arranged the marriage? This includes the initial selection of you and the person you are marrying.

Yes No

K3 Do you intend to marry within three months of your arrival in New Zealand?

Yes No

K4 Do you intend to apply for residence under Immigration New Zealand's Partnership Policy?

Yes No. If you have answered No, please explain why.

K5 Will your intended spouse be eligible to sponsor your application for residence?

Yes No. If you have answered No, please explain why.

K6 Do you agree to leave New Zealand if the marriage does not take place within three months of your arrival in New Zealand? Yes No

Documents about your marriage you must provide

K7 You must provide all of the evidence below. Please tick the boxes to confirm that you have attached all of the evidence we require.

- I have attached evidence that the person I intend to marry is a New Zealand citizen or resident.
- I have attached a completed Form for Partners Supporting Partnership-Based Temporary Entry Applications (INZ 1146)
- I have attached evidence that there is no legal impediment to the intended marriage.
- I have attached evidence that the intended marriage follows an identified cultural tradition, eg letters from the person who arranged the marriage.

Section L Guardians of students

Complete this section if you are applying for a visitor's visa/permit to live with and care for an overseas student who requires a guardian to accompany them in New Zealand. Otherwise, go to 'Section .: Declaration by applicant'.

L1 I have attached evidence that I am the legal guardian of the student that I am accompanying.

Section M Declaration by applicant

All of the people included in this application must complete this section.

I have provided true and correct answers to the questions in this form.

I agree to tell Immigration New Zealand about any changes to my circumstances that occur after making this application.

I agree to leave New Zealand before my permit expires. If I remain in New Zealand after my permit has expired, I may be removed by Immigration New Zealand.

I agree that if I am not entitled to free health care in New Zealand, I will pay for any health care or medical assistance I may require in New Zealand.

I understand that if I have received immigration advice from an immigration adviser and if that immigration adviser is not licensed under the Immigration Advisers Licensing Act 2007 when they should be, Immigration New Zealand will return my application.

I authorise Immigration New Zealand to provide information about my health and my immigration status to any health service agency. I authorise any health service agency to provide information about my health to Immigration New Zealand.

I authorise Immigration New Zealand to make any necessary enquiries about information on this form so that they can:

r P D N B H F L R O R K D S S O L F D W L R Q
r D Q V Z H Q T X L D E L R H W L P P L J U D W W I D P O X I P H D S S O L F D W H R O H F L G H G

I authorise any agency that holds information (including personal information) related to those matters to disclose that information to Immigration New Zealand.

If I am granted a permit with the condition that I accompany a student, I agree to live with that student. I understand that my permit and the permit of the student may be revoked if I do not meet this condition.

If I am granted a limited purpose permit, I agree that I will leave New Zealand on or before the expiry date of that permit. If I do not leave New Zealand, I may be immediately removed from New Zealand without the right of appeal.

Signature of principal applicant	<input type="text"/>	Date	<input type="text"/>
Signature of partner	<input type="text"/>	Date	<input type="text"/>
Signature of dependent child	<input type="text"/>	Date	<input type="text"/>
Signature of dependent child	<input type="text"/>	Date	<input type="text"/>
Signature of dependent child	<input type="text"/>	Date	<input type="text"/>
Signature of dependent child	<input type="text"/>	Date	<input type="text"/>

■Note that a parent or guardian may sign on behalf of a child under 17 years.

Application checklist		
OFFICE USE ONLY	Information and documents you must supply	Check list
<input type="checkbox"/>	I have completed the application form.	<input type="checkbox"/>
<input type="checkbox"/>	Each person included in the application has signed the form .	<input type="checkbox"/>
<input type="checkbox"/>	I have provided the application fee.	<input type="checkbox"/>
<input type="checkbox"/>	I have attached passports or travel documents (the original documents) for each person included in the application.	<input type="checkbox"/>
<input type="checkbox"/>	I have attached a recent passport-size photograph of each person included in the application.	<input type="checkbox"/>
Financial support — Principal applicant applying under the parent and grandparent multiple entry visitor's visa policy only.		
<input type="checkbox"/>	I have attached a completed Sponsorship Form for Visiting New Zealand (INZ 1025) guaranteeing my sponsor will cover the cost for accommodation, maintenance, repatriation and health care.	<input type="checkbox"/>
Financial support — All other principal applicants. Please tick one of the options below to show what evidence you are providing of financial support in New Zealand		
<input type="checkbox"/>	I have attached copies (not originals) of evidence that I have NZ\$1000 per month for each person included in this application.	<input type="checkbox"/>
<input type="checkbox"/>	I have attached copies (not originals) of evidence that I have NZ\$400 per month for each person included in this application for maintenance, and evidence that our accommodation costs are already paid.	<input type="checkbox"/>
<input type="checkbox"/>	I have attached copies of evidence that I have NZ\$400 per month for each person included in this application for maintenance, and a completed Sponsorship Form for Visiting New Zealand (INZ 1025) guaranteeing accommodation.	<input type="checkbox"/>
<input type="checkbox"/>	I have attached a completed Sponsorship Form for Visiting New Zealand (INZ 1025) guaranteeing accommodation and maintenance.	<input type="checkbox"/>
Please tick one of the options below to show how you will travel out of New Zealand.		
<input type="checkbox"/>	I have attached copies of valid ticket(s) to a country which I have the right to enter.	
<input type="checkbox"/>	I have attached evidence of sufficient funds in New Zealand to purchase a ticket to a country to which I have the right of entry.	
<input type="checkbox"/>	I have attached a completed Sponsorship Form for Visiting New Zealand (INZ 1025) guaranteeing my repatriation from New Zealand.	

OFFICE USE ONLY	Additional information and documents you may need to supply	Check list
Health		
<input type="checkbox"/>	I have provided evidence about my health.	<input type="checkbox"/>
<input type="checkbox"/>	I do not have to provide this evidence.	<input type="checkbox"/>
Character		
<input type="checkbox"/>	I have provided evidence about my character.	<input type="checkbox"/>
<input type="checkbox"/>	I do not have to provide this evidence.	<input type="checkbox"/>
Guardians of students only		
<input type="checkbox"/>	I have provided evidence that I am the legal guardian of the student that I am accompanying.	<input type="checkbox"/>
Partners of New Zealand citizens/residence, work or student permit holders only		
<input type="checkbox"/>	I have provided all of the evidence listed in Section J.	<input type="checkbox"/>
Applicants for visa/permit for the purpose of a culturally arranged marriage only		
<input type="checkbox"/>	I have provided all of the evidence listed in Section K.	<input type="checkbox"/>
Immigration adviser's details		
<input type="checkbox"/>	I have received immigration advice on this application.	<input type="checkbox"/>
<input type="checkbox"/>	I have not received immigration advice on this application.	<input type="checkbox"/>

Returning your documents

Please tick one of the following options

<input type="checkbox"/>	I wish to collect my documents when ready. (This option is not available to applicants in the Auckland region.)
<input type="checkbox"/>	Please return all documents to me by secure post at the address given at B3 .

Refunds for payments made in New Zealand

We do not usually issue refunds for unsuccessful applications. However, if you become eligible for a refund, we can either issue a cheque, which will take approximately 20 days to process, or pay the refund directly into a New Zealand bank account. To nominate a bank account if you do become eligible for a refund, complete bank details below. If you do not have a New Zealand bank account you may nominate another person's New Zealand bank account.

Bank name (eg Westpac) and branch

Bank account holder name

Bank account number

Signature of applicant or adviser

If you do not complete this section your application will not be affected.